



# INSTALLATION INSTRUCTIONS

Accessory

FRONT NOSE MASK  
P/N 08P35-MCA-200

Application

After '10 GL1800

Publication No.

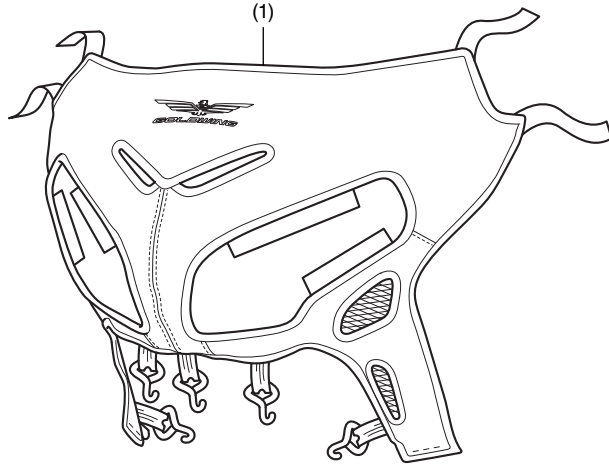
MII 13593

Issue Date

March 2011

**Honda Dealer: Please give a copy of these instructions to your customer.**

## PARTS LIST



No.	Description	Qty
(1)	Front nose mask	1

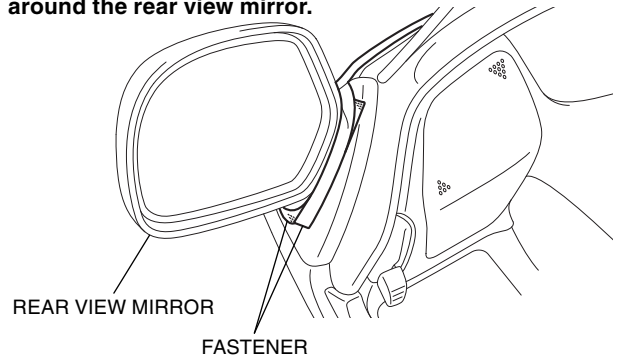
## USE AND CARE INFORMATION

- Check the accessory mounts frequently.
- Remove the accessory before washing the motorcycle.

## INSTALLATION

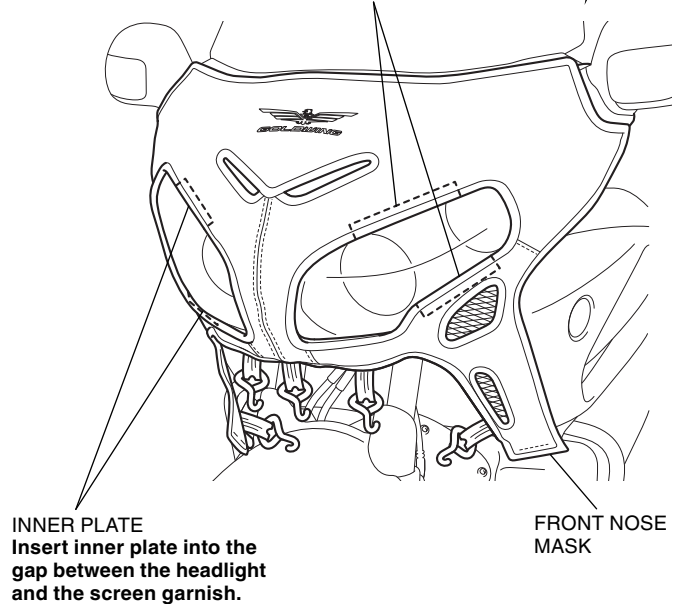
1. Install the front nose mask as shown.

**Wrap the hook and loop fastener around the rear view mirror.**



**Repeat on the right side.**

**INNER PLATE**  
Insert inner plate into the gap between the headlight and the screen garnish.



2. Anchor the hooks at the positions shown.

